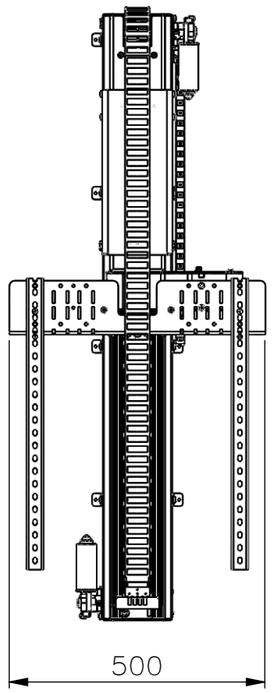

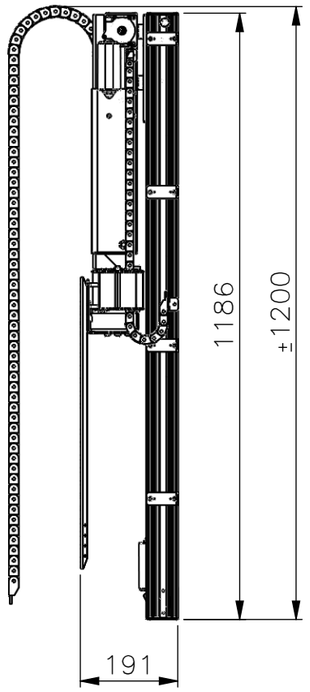

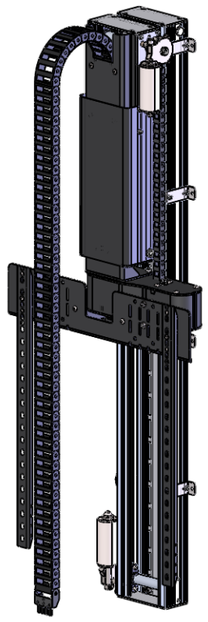

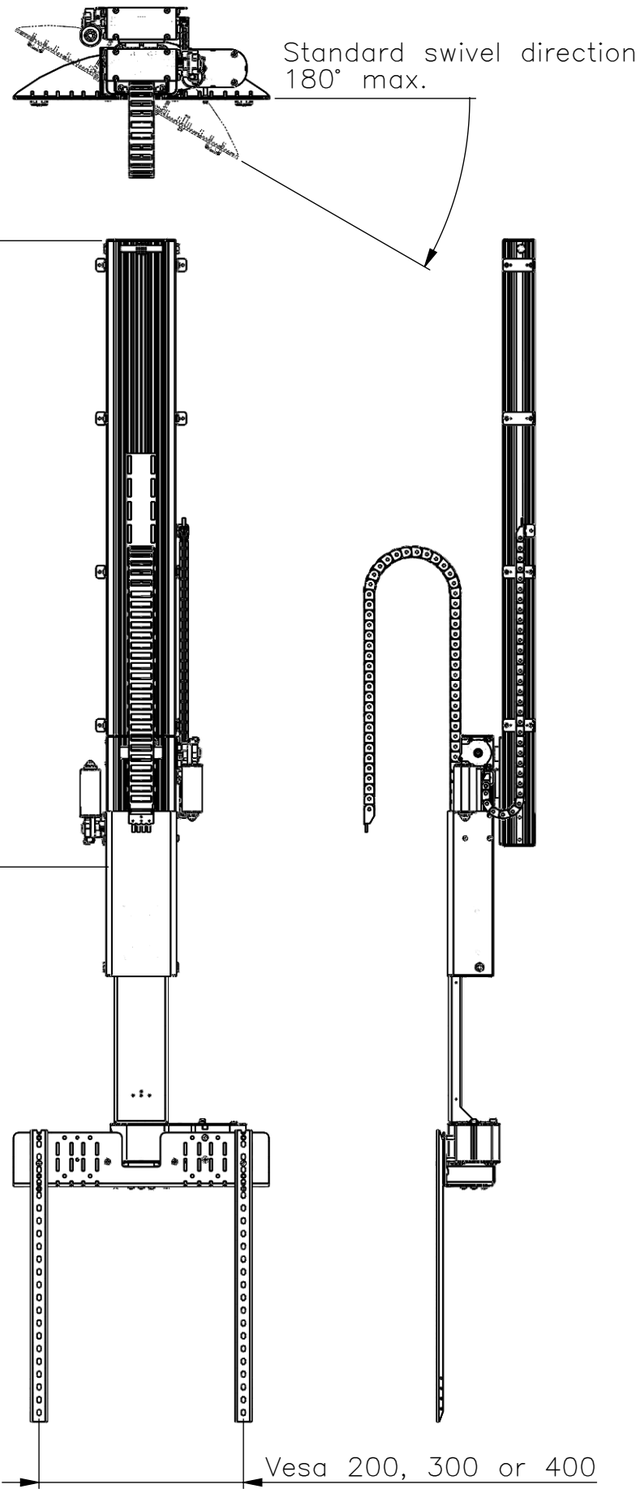

	Swivel direction	Part number
Standard	Clockwise	John 65hats–c 1186/1225
Optional	Counter Clockwise	John 65hats–cc 1186/1225

TVLIFTBOY B.V.
Achterwetering 6
2871 RK SCHOONHOVEN
The Netherlands
Telephone +31 (0) 182 388 551
E-mail : info@tvliftboy.nl
Website: www.tvliftboy.nl

Description	: John 65hats 1186/1225	
Drawing no.	: 1001–0017–1077–001A	
Date	: 12–01–2015	Scale : 1:12
Drawn	: JS	Page :

Unless otherwise specified dimensions in millimeters

Please note that specifications may be subject to change

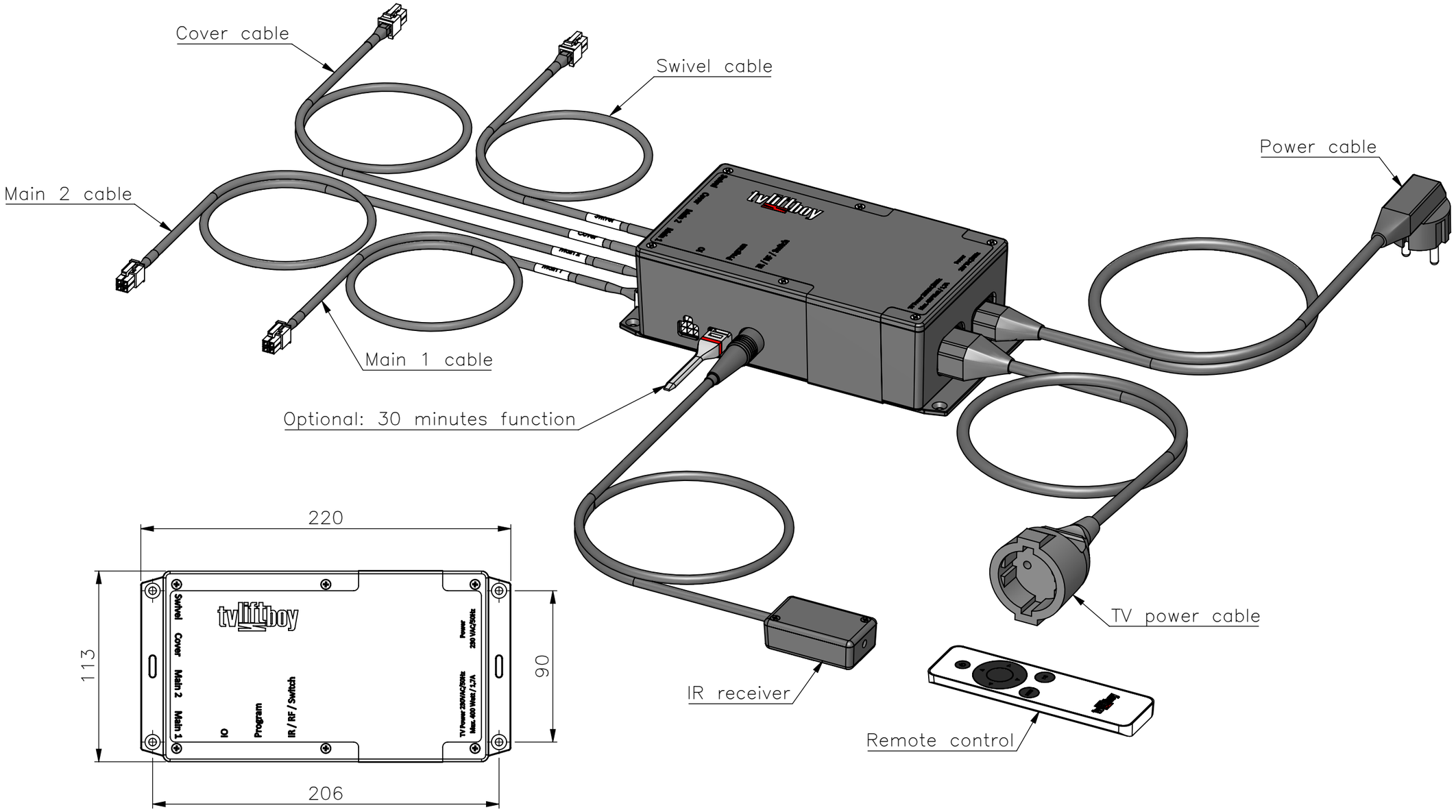

IR

TVLIFTBOY B.V.
Achterwetering 6
2871 RK SCHOONHOVEN
The Netherlands
Telephone +31 (0) 182 388 551
E-mail : info@tvliftboy.nl
Website: www.tvliftboy.nl

Description : TVLS–4 / IR–M1M2CS		
Drawing no. : 1001–0005–1279–011A		
Date : 19–06–2014		Scale : 1:2.5
Unless otherwise specified dimensions in millimeters	Drawn : JS	Page : 2/11

All specifications are subject to change

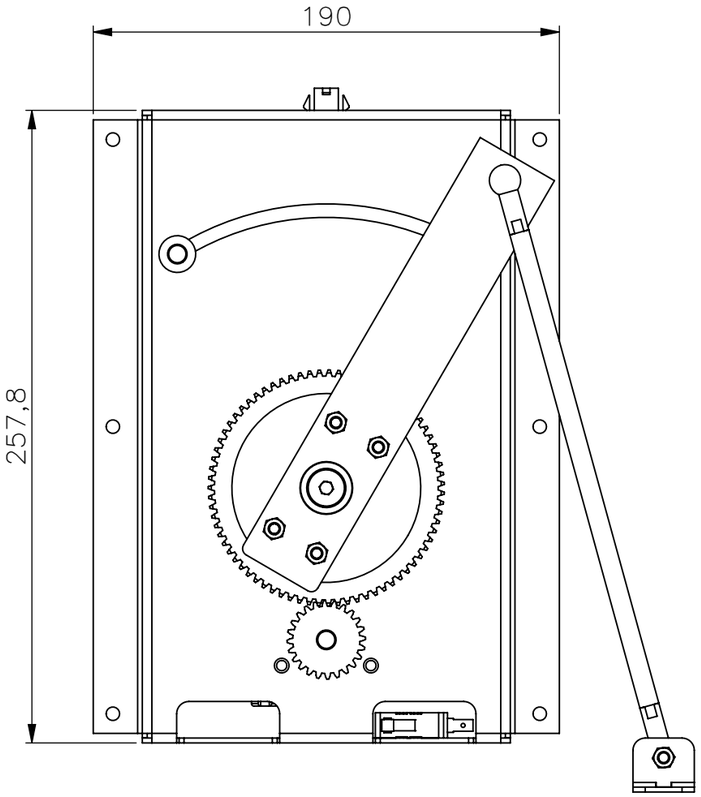

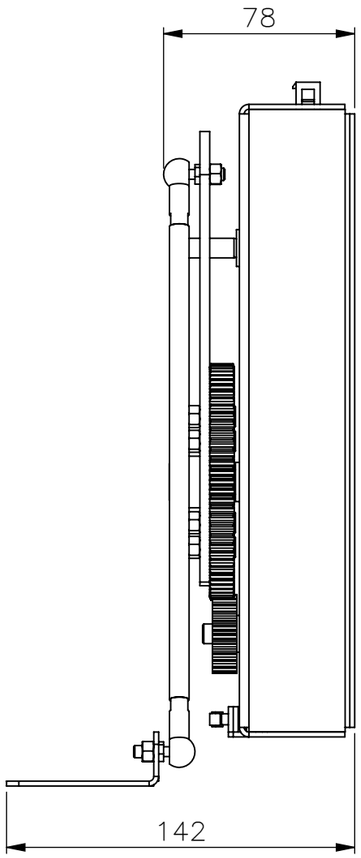

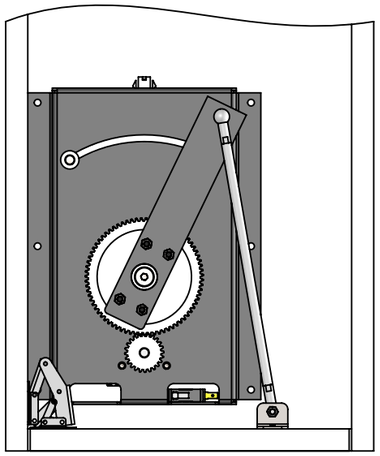

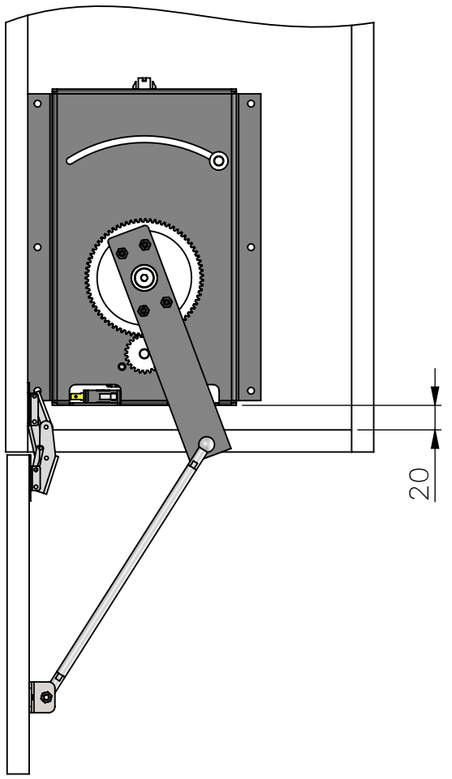

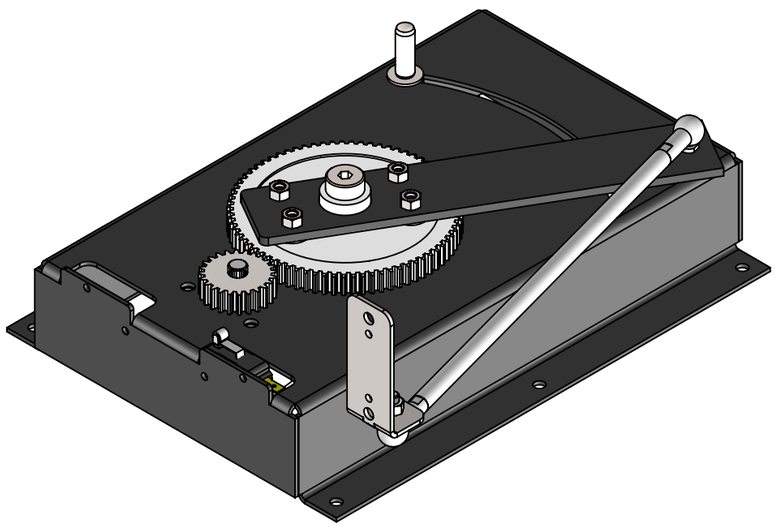

Please note that specifications may be subject to change

tvliftboy

TVLIFTBOY B.V.
Achterwetering 6
2871 RK SCHOONHOVEN
The Netherlands
Telephone +31 (0) 182 388 551
E-mail : info@tvliftboy.nl
Website: www.tvliftboy.nl

Unless otherwise specified dimensions in millimeters

Description : Flap actuator 1		
Drawing no. : 1001-0014-1130-001A		
Date : 12-01-2015		Scale : 1:2.5
Drawn : JS		Page :

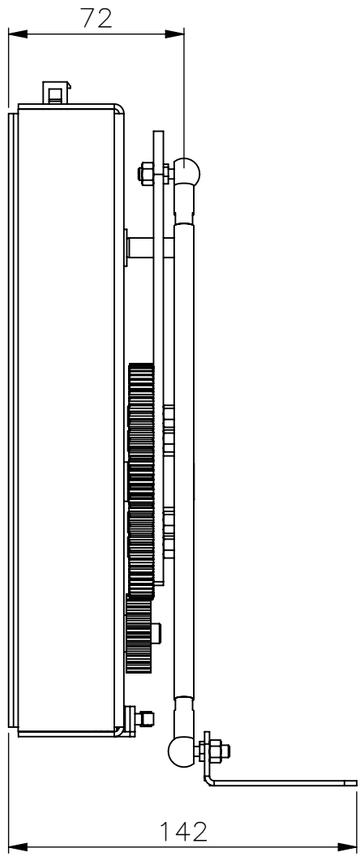

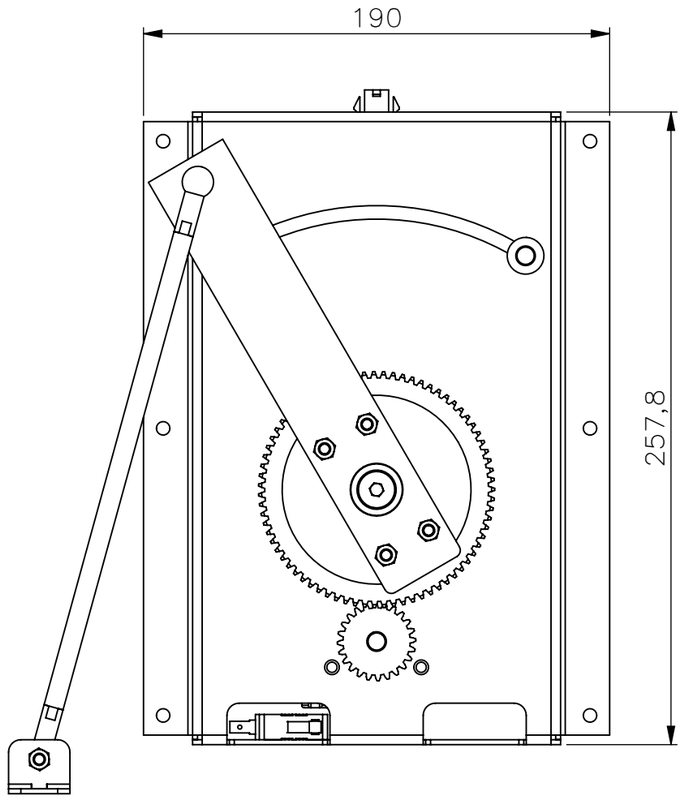

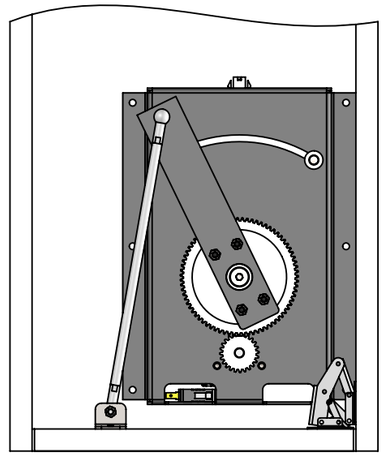

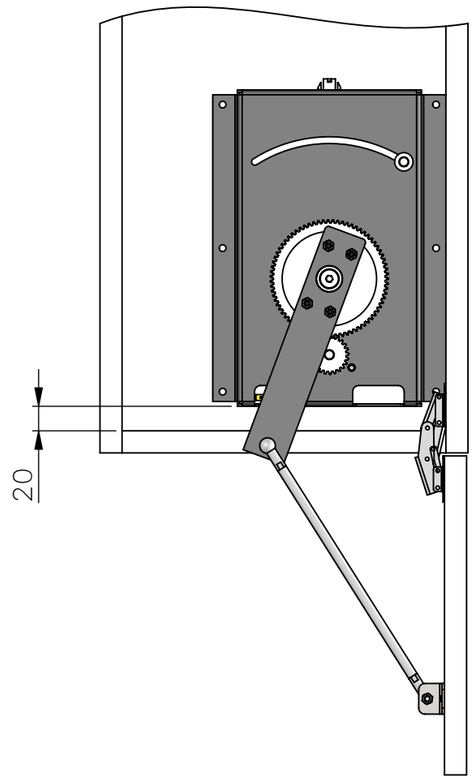

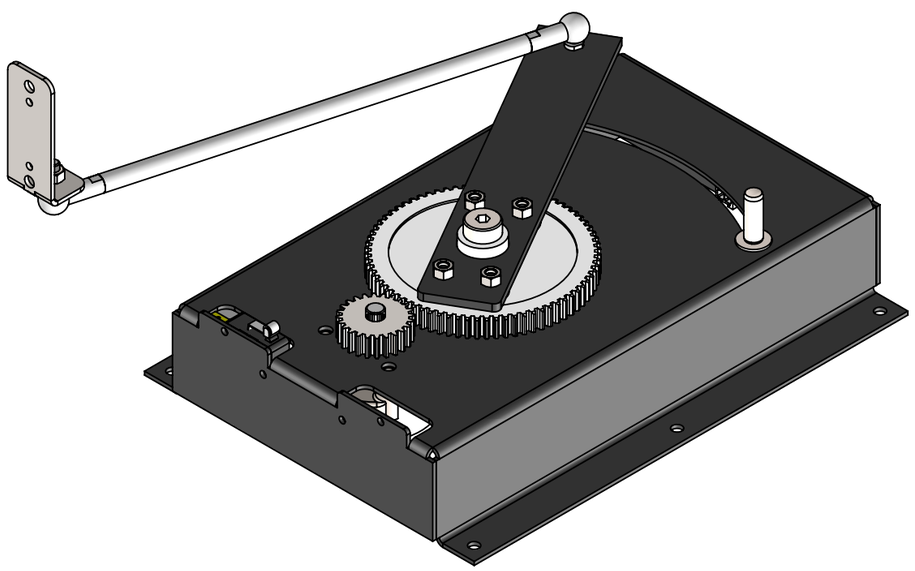

TVLIFTBOY B.V.
Achterwetering 6
2871 RK SCHOONHOVEN
The Netherlands
Telephone +31 (0) 182 388 551
E-mail : info@tvliftboy.nl
Website: www.tvliftboy.nl

Description : Flap actuator 2	
Drawing no. : 1001–0014–1130–002A	
Date : 12–01–2015	Scale : 1:2.5
Drawn : JS	Page :

Unless otherwise specified dimensions in millimeters

Please note that specifications may be subject to change

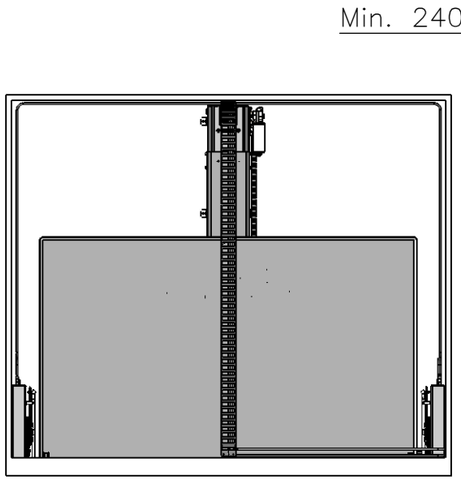

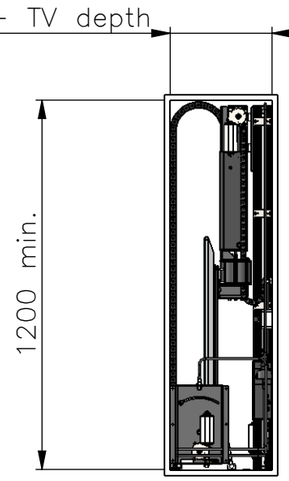

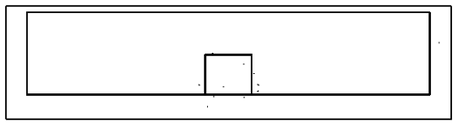

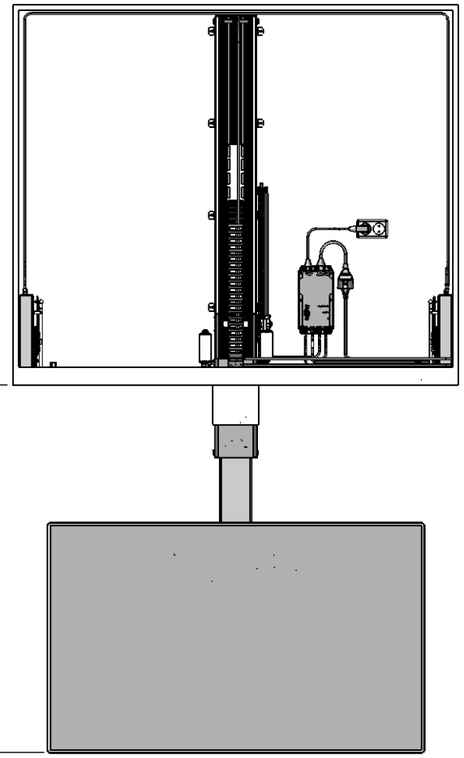

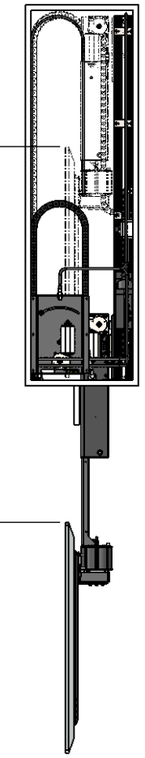

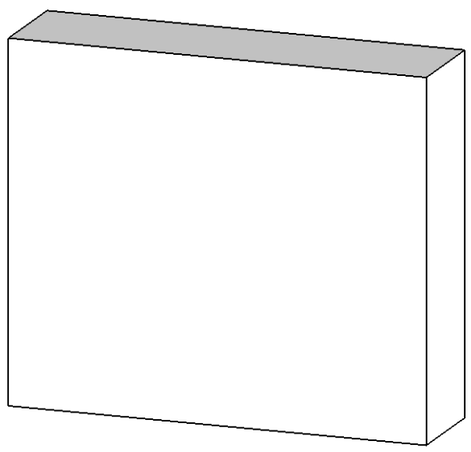

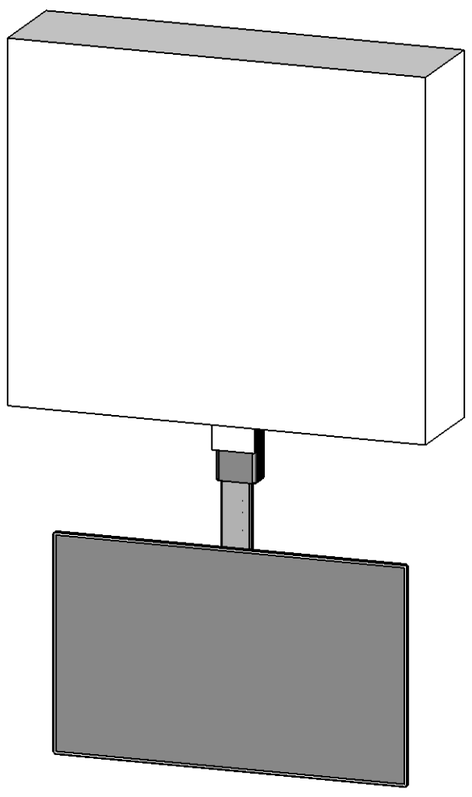

Example build in housing

TVLIFTBOY B.V.
Achterwetering 6
2871 RK SCHOONHOVEN
The Netherlands
Telephone +31 (0) 182 388 551
E-mail : info@tvliftboy.nl
Website: www.tvliftboy.nl

Description : John 65hats 1186/1225	
Drawing no. : 1001–0017–1078–001A	
Date : 12–01–2015	Scale : 1:20
Drawn : JS	Page :

Unless otherwise specified dimensions in millimeters

Please note that specifications may be subject to change

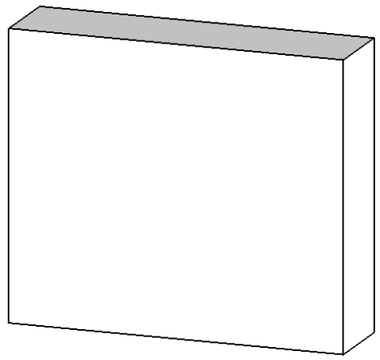

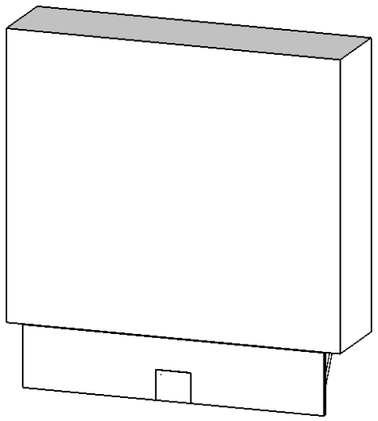

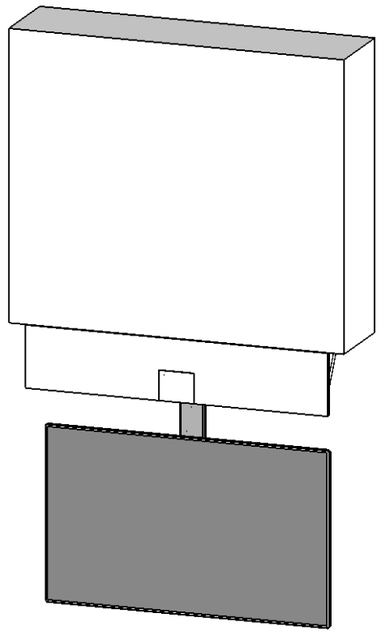

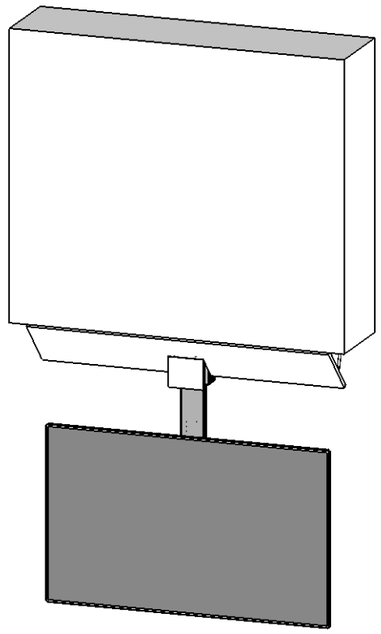

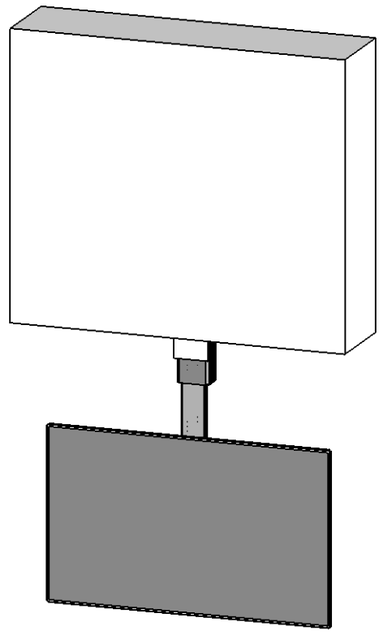

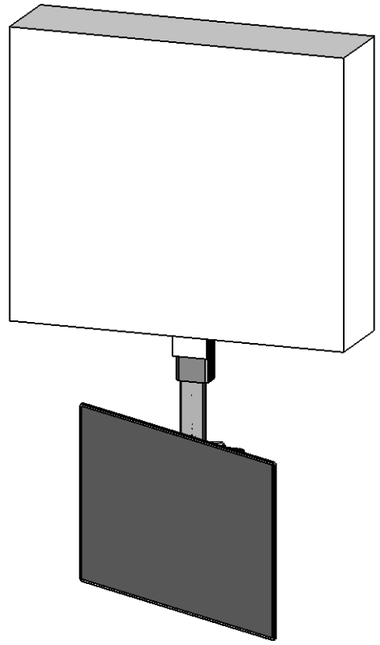

Clockwise standard swivel direction
Counter clockwise optional

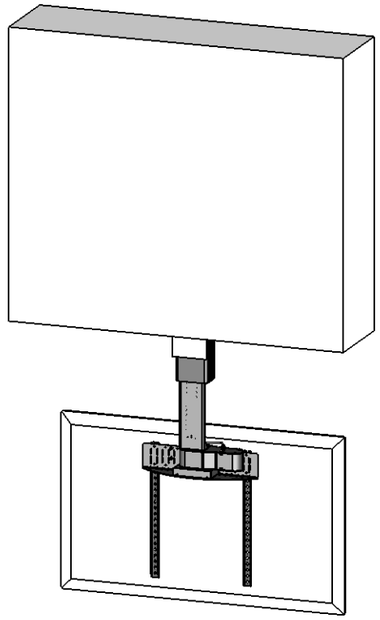

Max. 180°

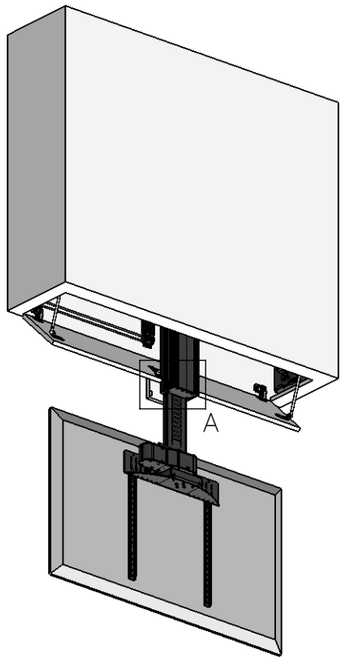

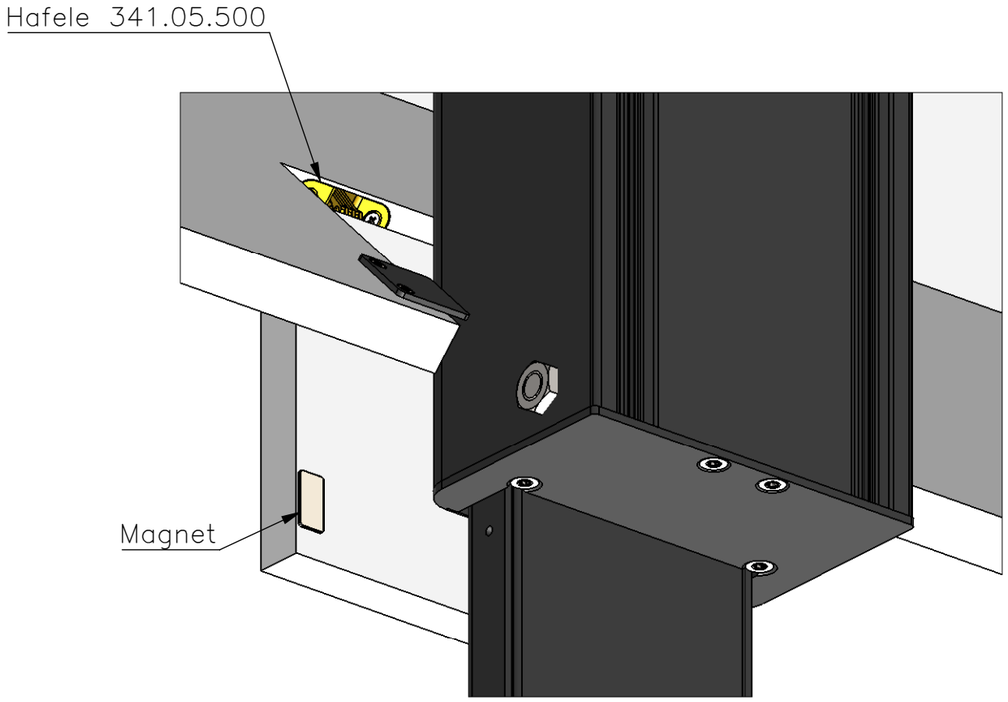

Example build in housing

TVLIFTBOY B.V.
Achterwetering 6
2871 RK SCHOONHOVEN
The Netherlands
Telephone +31 (0) 182 388 551
E-mail : info@tvliftboy.nl
Website: www.tvliftboy.nl

Unless otherwise specified dimensions in millimeters

Description	: John 65hats 1186/1225	
Drawing no.	: 1001–0017–1078–002A	
Date	: 12–01–2015	Scale : 1:25
Drawn	: JS	Page :

Please note that specifications may be subject to change

John 65hats 1186/1225

Telescopische plafondlift welke geschikt is voor LCD, LED en plasma schermen tot ca. 65”. Kan boven een plafond ingebouwd worden en heeft een aparte klepaandrijving waardoor het scherm in de onderste stand vrij is om te draaien.

Kenmerken:

- De lift wordt door ons geïnstalleerd, kast en klep zijn geen onderdeel van de levering.
- Met draaibeweging – geheugen voor laatst gekozen stand
- Soft start / soft stop
- Op afstand bedienbaar
- Kabelmanagement voor de verwerking van kabels en snoeren
- Laag geluidsniveau en stroomverbruik
- Dynamische beveiliging tegen overbelasting
- TV aan / uit detectie. De lift kan niet naar boven als de TV nog aan staat en de TV gaat automatisch naar beneden als deze langer dan 10 minuten aan staat in de bovenste stand
- Optioneel 30 minuten functie, TV gaat automatisch naar boven als deze langer dan een ½ uur uitgeschakeld is
- Montage van het scherm/display aan de lift d.m.v. universele robuuste beugels volgens de VESA norm

Productspecificaties:

- Schermformaat: max. ± 65”
- Max. TV gewicht: 30 kg.
- Slag: 1225 mm.
- Draaifunctie: ja
- Geïntegreerde klep: ja
- Standaard bediening: IR (infrarood)
- Bediening optioneel: domotica, schakelaar / drukknop
- Inbouwhoogte: 1200 mm.
- Gewicht lift: ca. 35 kg, incl. VESA en controlbox
- StS flexcord® aangedreven (Stronger than Steel flexible cord)
- Intelligente besturing, model TVLS-4-v4 met de volgende specificaties:
  - input: 230VAC/50Hz
  - TV output: 230VAC/50Hz (Max. 400 Watt -> 1,7A)
  - zekering: 1AT (20mmx5mm)
  - output: 24VDC/2,5A

TVLIFTBOY B.V.
Achterwetering 6, 2871 RK SCHOONHOVEN, The Netherlands,
Telephone +31 (0) 182 388 551, E-mail : info@tvliftboy.nl
Web: www.tvliftboy.nl

John 65hats 1186/1225

Telescopic ceiling TVlift fits LED, LCD and plasma TV screens up to approx. 65”. Can be mounted above the ceiling, comes with an automated cover flap that can be integrated in the ceiling. Flap opens, TV descends, flap closes giving way for the screen to rotate.

Features:

- Installation is done by us. Housing and flap are not part of the delivery.
- With swivel motion
- Low build in height – large travel
- Soft start / soft stop
- Remote controlled
- Full cable management
- Low noise and power consumption
- Dynamic overload protection
- TV on / off detection. Lift cannot ascend when TV is on. If the TV is on whilst above the ceiling, TV will automatically descend
- Optional: 30 minutes function, TV automatically ascends when it has been switched off longer than 30 minutes
- Mounting of screen / display on the lift by robust universal brackets with the VESA standard

Product specifications:

- Screen size: max. ± 65”
- Max. TV weight: 30 kg.
- Travel: 1225 mm.
- Swivel motion: yes
- Integrated cover flap: yes
- Standard mode of operation: IR (Infrared)
- Alternative mode of operation: home automation / push button
- Build height: 1200 mm.
- Weight lift: approx. 35 kg, incl. VESA brackets and controlbox
- StS flexcord® driven (Stronger than Steel flexible cord)
- Intelligent motion control, model TVLS-4-v4, with specifications:
  - input: 230VAC/50Hz
  - TV output: 230VAC/50Hz (Max. 400 Watt -> 1,7A)
  - fuse: 1AT (20mmx5mm)
  - output: 24VDC/2,5A

TVLIFTBOY B.V.
Achterwetering 6, 2871 RK SCHOONHOVEN, The Netherlands,
Telephone +31 (0) 182 388 551, E-mail : info@tvliftboy.nl
Web: www.tvliftboy.nl

John 65hats 1186/1225

Dieser Vertikal teleskopische Fernseher-Lift ist geeignet LCD/LED oder Plasma Schirmen bis zu 65” zu verstellen und zu drehen. Er kann oben oder unten die Zimmerdecke oder hoch an der Wand montiert worden. Der Lift ist ausgerüstet mit einer Klappe, die das Liftraum abschließt sowohl in ein- als auch in ausgefahrene Lage.

Charakteristika:

- Einfacher Installation
- Optimaler Einbaugröße – große Hub
- Sanfte An- und Auslauf
- Fernsteuerung
- Saubere und sichere Kabelführung;
- Sehr geräuscharmer Lauf und niedrige Stromaufnahme
- Dynamische Überlast-Sicherung
- Der Lift kann nicht im Möbel hineinfahren bei eingeschalteten Fernseher
- Wenn trotzdem der Fernseher eingeschaltet ist, fährt der Lift nach 10 Minuten nach Einschalten aus dem Möbel heraus
- Ein Modus kann eingestellt werden wobei nach 30 Minuten nach Ausschalten des Fernsehers der Lift im Möbel hineinfährt
- Montage des Fernsehers am Lift durch universelle, robuste Bügeln nach VESA Norm

Produkt Spezifikationen:

- Maximale Schirmgröße: za. ± 65”
- Maximales Fernsehergewicht: 30 kg.
- Hublänge: 1225 mm.
- Drehbar in Horizontal beriech
- Integrierte Klappe
- RF Fernsteuerung; IR, Domotika, oder Schalter Bedienung auf Anfrage.
- Einbauhöhe: 1200 mm.
- Gesammtgewicht Lift za. 35 kg. einslieβlich VESA Bügeln und Steuerung
- „StS flexcord®“ angetrieben (mittels Kunststoff Seil stärker als Stahl)
- Intelligente Steuerung, Model TVLS-4-v4 mit Spezifikationen:
  - input: 230VAC/50Hz
  - TV output: 230VAC/50Hz (Max. 400 Watt -> 1,7A)
  - Sicherung: 1AT (20mmx5mm)
  - output: 24VDC/2,5A

TVLIFTBOY B.V.
Achterwetering 6, 2871 RK SCHOONHOVEN, The Netherlands,
Telephone +31 (0) 182 388 551, E-mail : info@tvliftboy.nl
Web: www.tvliftboy.nl

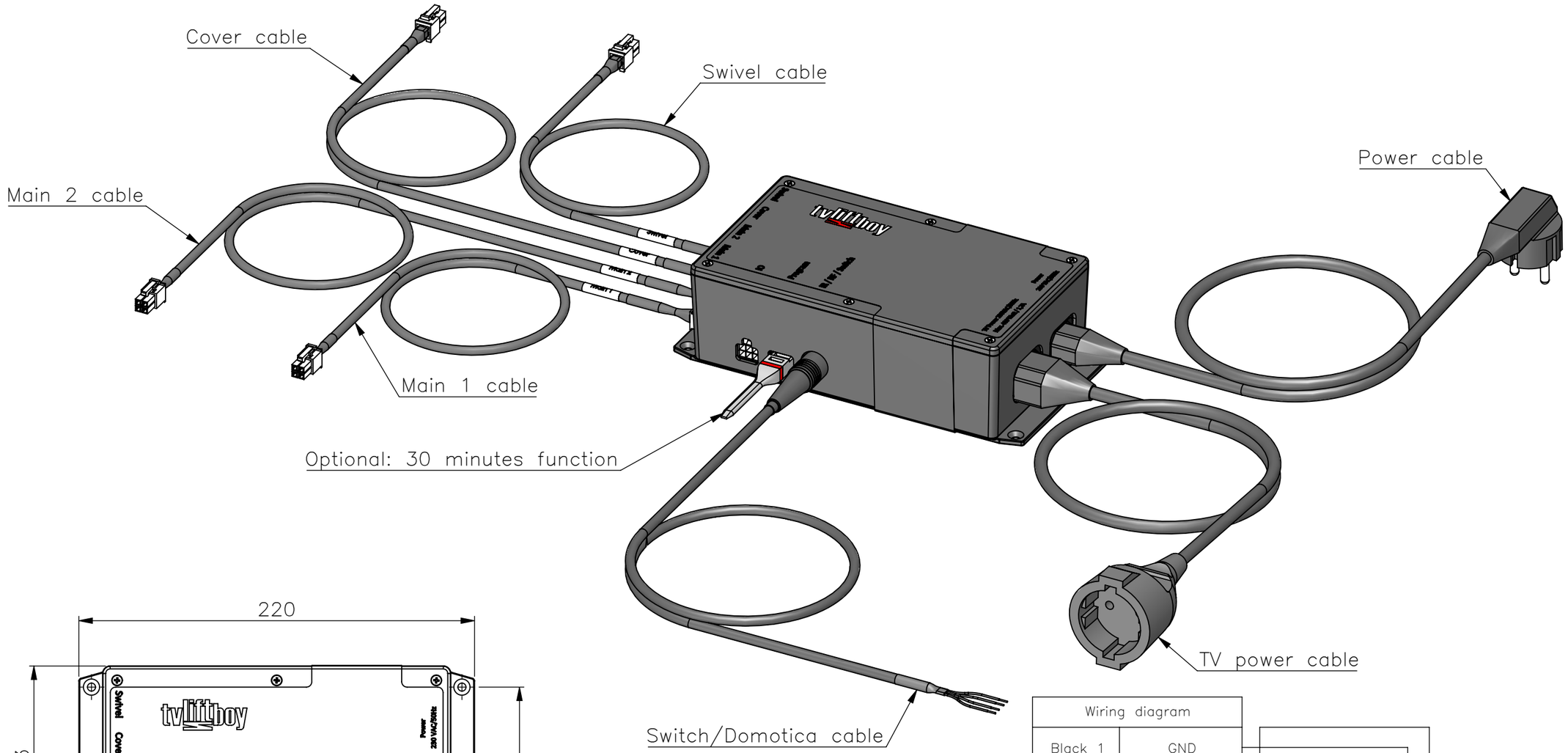

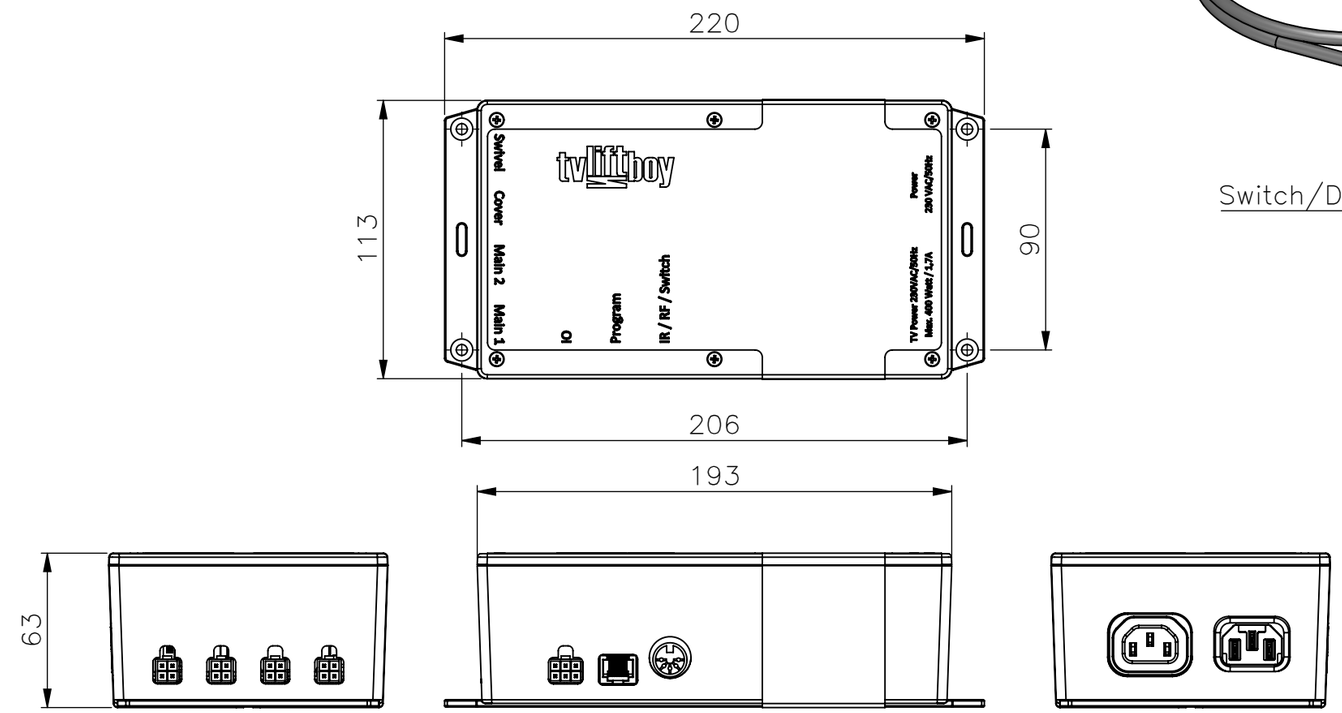

Wiring diagram	
Black 1	GND
Black 2	Pulse up/down
Black 3	Pulse Left
Black 4	Pulse Right

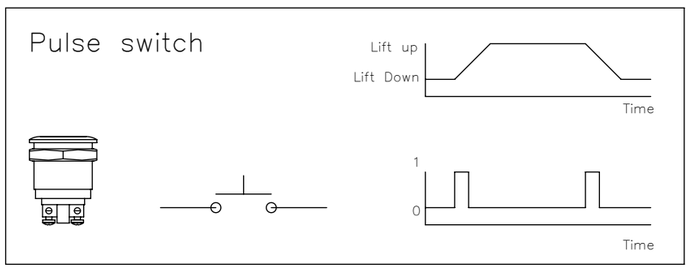

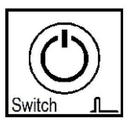

ON REQUEST

All specifications are subject to change

TVLIFTBOY B.V.
Achterwetering 6
2871 RK SCHOONHOVEN
The Netherlands
Telephone +31 (0) 182 388 551
E-mail : info@tvliftboy.nl
Website: www.tvliftboy.nl

Unless otherwise specified dimensions in millimeters

Description	: TVLS-4 / PSD-M1M2CS	
Drawing no.	: 1001-0005-1279-019A	
Date	: 22-09-2014	Scale : 1:2.5
Drawn	: JS	Page :10/11

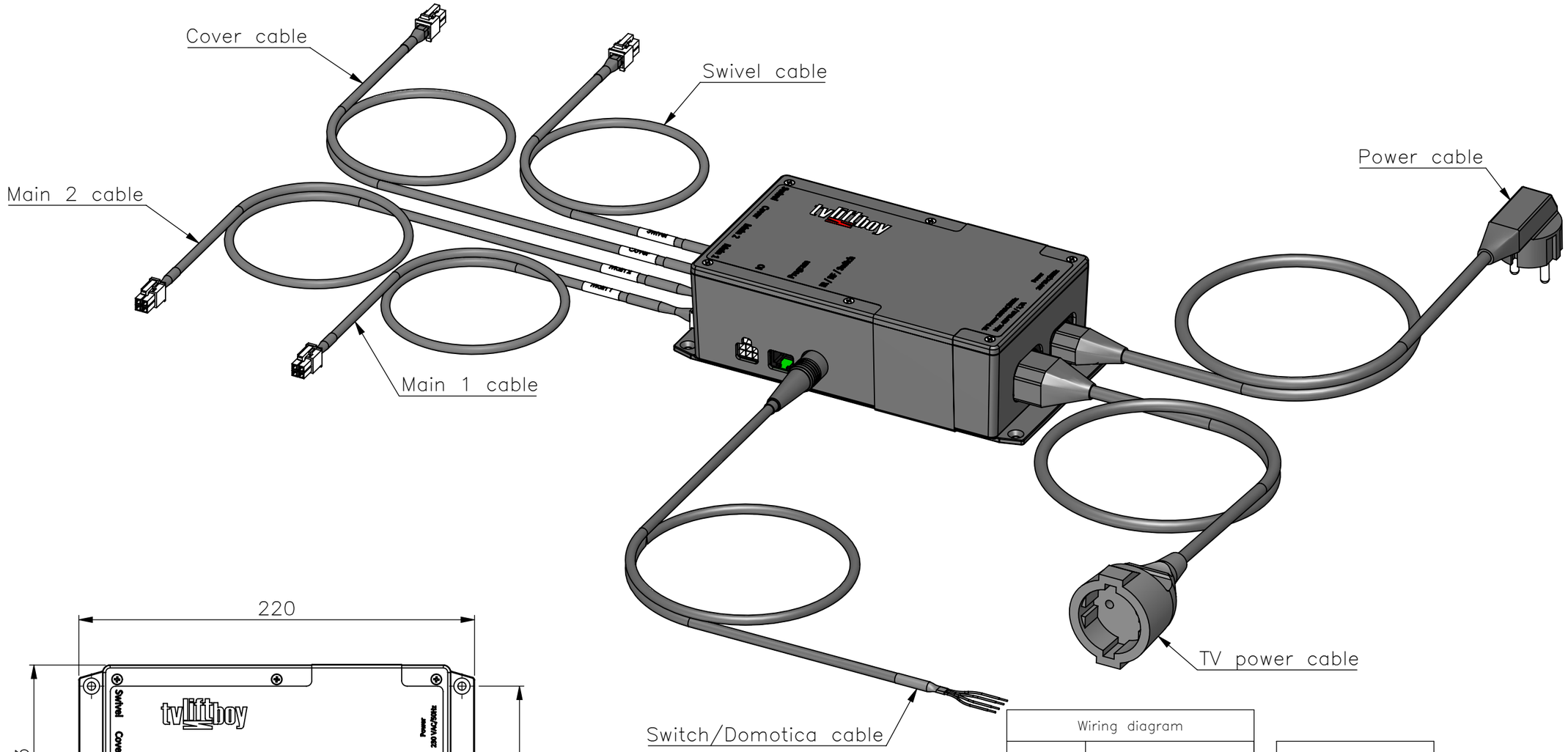

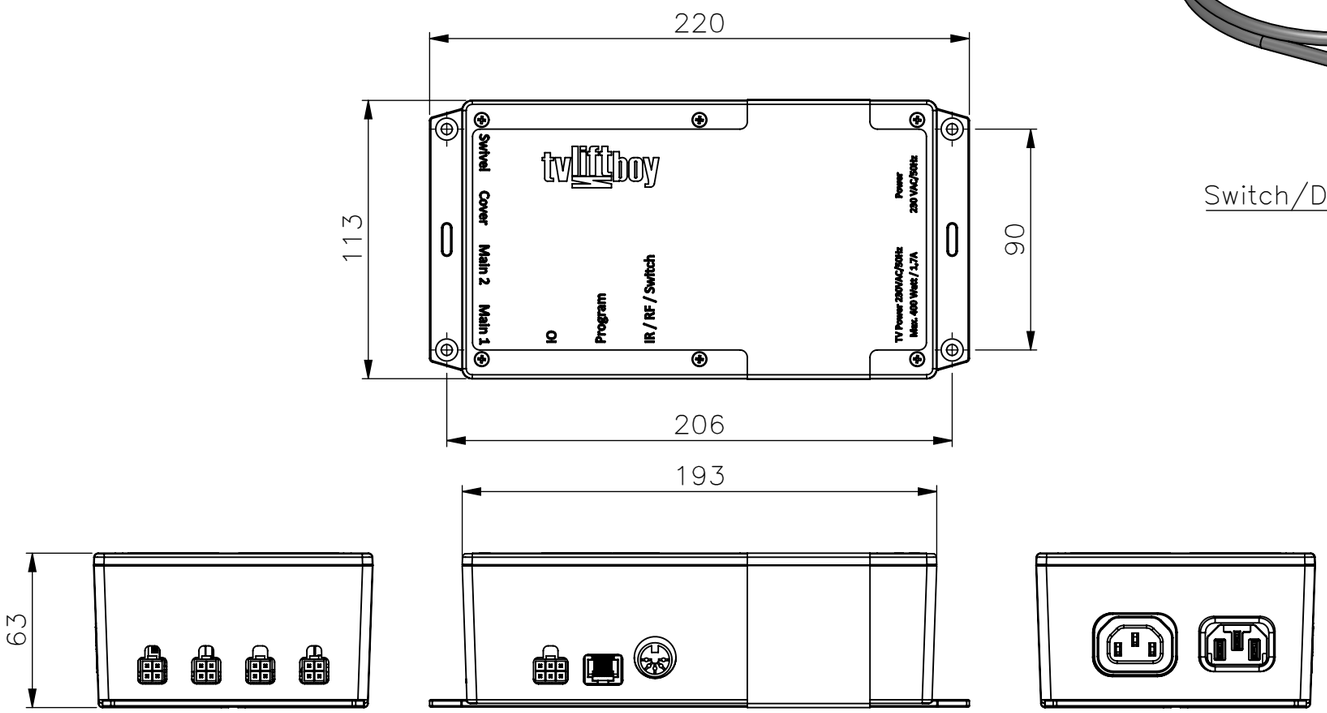

Wiring diagram	
Black 1	GND
Black 2	Make/break up/down
Black 3	Make/break Left
Black 4	Make/break Right

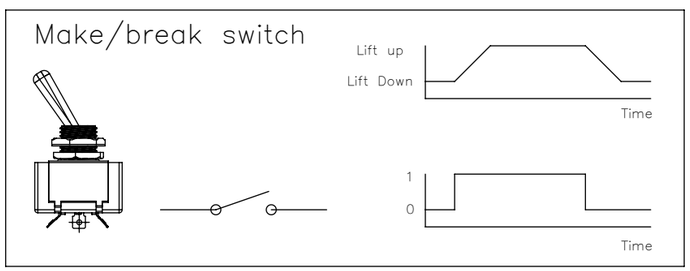

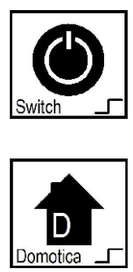

ON REQUEST

All specifications are subject to change

TVLIFTBOY B.V.
Achterwetering 6
2871 RK SCHOONHOVEN
The Netherlands
Telephone +31 (0) 182 388 551
E-mail : info@tvliftboy.nl
Website: www.tvliftboy.nl

Unless otherwise specified dimensions in millimeters

Description	: TVLS–4 / MSD–M1M2CS	
Drawing no.	: 1001–0005–1279–027A	
Date	: 22–09–2014	Scale : 1:2.5
Drawn	: JS	Page :11/11